

CLASSIC

Clearly built for
timeless beauty
& strength.



CLEAR see-through design

TIMELESS classic beauty

STRENGTH for mid-level
security



When beauty factors into perimeter security, Classic's stately elegance is an incomparable choice. Difficult to climb or penetrate, made to last and competitively priced, Classic's v-shaped braces along the length of each steel panel add lateral strength, and its adaptability to elevation and directional changes (120° swing) make this fence ideal for nearly any application.



Security Rating: MEDIUM

PANEL

Height	Length	Opening	Steel Bracket	Gauge		Wire Breaking Load	Weld-Shear Strength
				#	cal. mm		
25 3/8	95	2 x 6	2	6	4.89	80,000 - 100,000	1,051
48 7/8	95	2 x 6	2	6	4.89	80,000 - 100,000	1,051
62 1/6	95	2 x 6	3	6	4.89	80,000 - 100,000	1,051
73 5/16	95	2 x 6	4	6	4.89	80,000 - 100,000	1,051
97 7/8	95	2 x 6	5	6	4.89	80,000 - 100,000	1,051

Posts are available in multiple sizes and lengths.
 Available with an angled extension.
 Please consult one of our Distributors for additional details

SECURITY SOLUTIONS

- Public Works / Public Spaces
- Businesses & Corporations
- Schools & Universities
- Amusement Parks
- Daycare Centers
- Sports Complexes
- Botanical Gardens & Zoos
- Parks, Playgrounds & Pools
- Places of Worship
- Apartment Complexes
- Hotels & Resorts
- Transportation
- Communities
- Residential Property
- Warehouses
- Distribution Facilities


INSTALLATION COMPONENTS



Standard Bracket



Universal Bracket




Post



Clamp

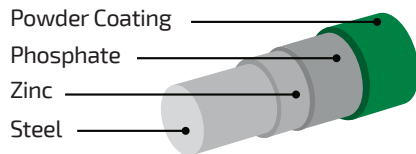


45° Angled Extension




Base Mount
 (Not recommended for panels over 5' H)

COMPOSITION



25-year limited warranty on all components | Meets ASTM-510

CLASSIC COLORS RAL CODES



Building a beautiful world, one fence at a time.

8411 Irvington Blvd . Ste B | Houston, TX 77022 | sales@designmasterfence.com | designmasterfence.com

