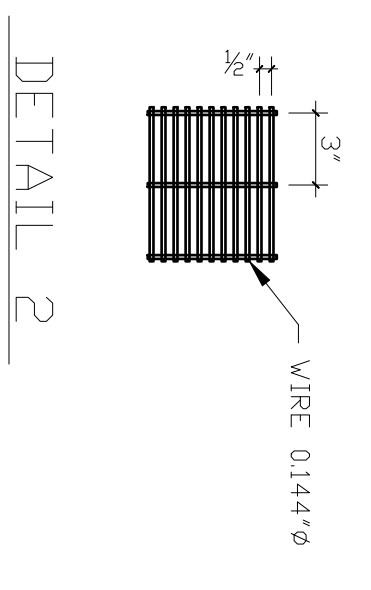
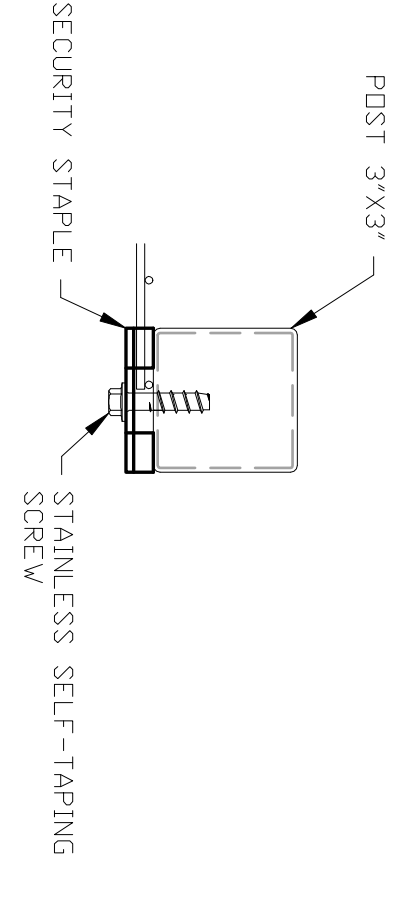


- VALUES SHOWN ARE NOMINAL AND NOT TO BE USED FOR INSTALLATION PURPOSES.
- DO NOT SCALE.
- CHECK, KIND AND RESPECT LOCAL BUILDING CODES WHERE APPLICABLE.
- OBTAIN ALL NECESSARY BUILDING PERMITS.
- THESE ARE BASIC AND GENERAL SPECIFICATIONS AND THEY DO NOT COVER ALL POSSIBLE INSTALLATION SCENARIOS.

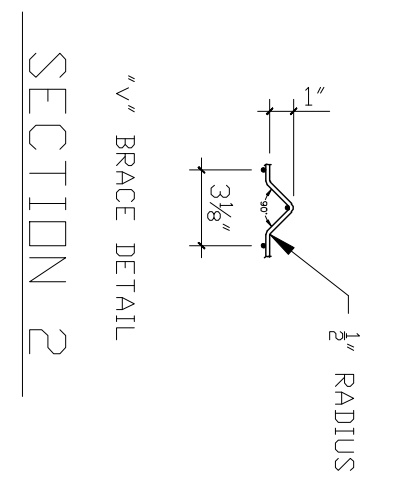
FORTE V BRACE PANEL SPECIFICATIONS			
	SPECIFICATION	TOLERANCE	SPECIFICATION
HORIZONTAL WIRE DIAMETER	0.144"/3.65mm.	±0.0019"/±0.05mm.	ASTM A-510
VERTICAL WIRE DIAMETER	0.144"/3.65mm.	±0.0019"/±0.05mm.	ASTM A-510
TENSILE STRENGTH	80 ksi		ASTM A-510
ZINC COATING	0.32 oz./ft ²		ASTM A-641
POWDER COATING THICKNESS	TOIC FREE/VOC FREE		ASTM D-7091

DMF POST SPECIFICATIONS			
	DIMENSION	SPECIFICATIONS	NOTES
POST SIZE	3"x3"	ASTM A513	
POST GAUGE	11	ASTM A-500	
TENSILE STRENGTH	44945 lbs./in ²	ASTM A-653 TABLE 1 (990=Z275)	
POST ZINC COATING	0.9oz./ft ²	ASTM A-500	
YIELD STRENGTH	32997 lbs./in ²	ASTM A-500	
POST CAP	PLASTIC INJECTION FOR 3"x3" POST	POLYPROPYLENE	
HARDWARE CLAMPS	UNIVERSAL CLAMP		
POWDER COATING THICKNESS	TOIC MICRONS	TOIC FREE/VOC FREE	ASTMD-7091

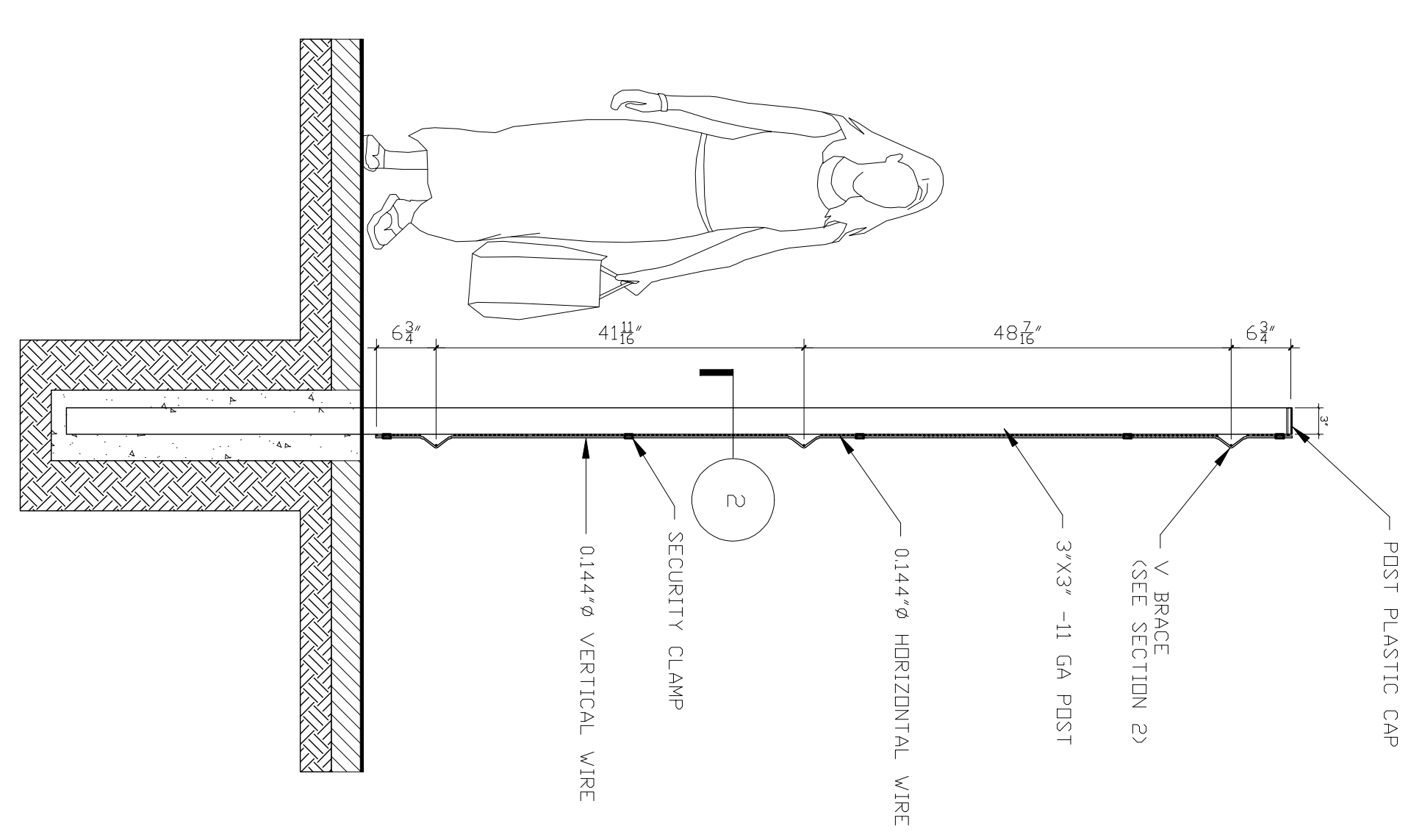
SECTION 1 - "UNIVERSAL CLAMP"



DETAIL 2



SECTION 2

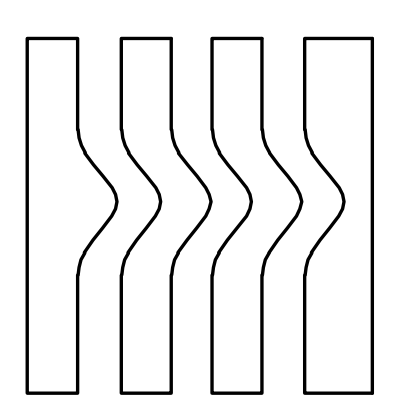


DRAWINGS BY:
VP & ASSOCIATES, INC.
202 S. 22ND ST.
TAMPA, FL 33605
PH: 813-247-3835
FAX: 813-247-4305

DATE: OCTOBER, 2018

PROJECT NAME:	GENERAL SPECS
CUSTOMER:	DESIGN MASTER FENCE

DMF - FORTE V BRACE 98"
ELEVATIONS/SECTIONS



Designmaster™
FENCING SYSTEM